

VALUE AVERAGING LUMP SUM INVESTMENT ANALYSIS - BACKTEST REPORT



Security: **VTI - Vanguard Total Stock Mkt Idx**

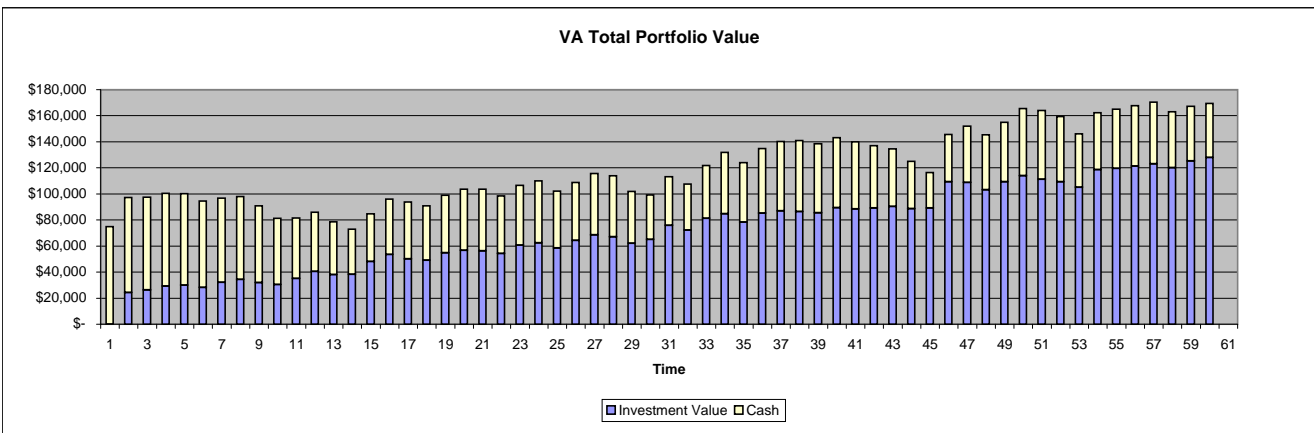
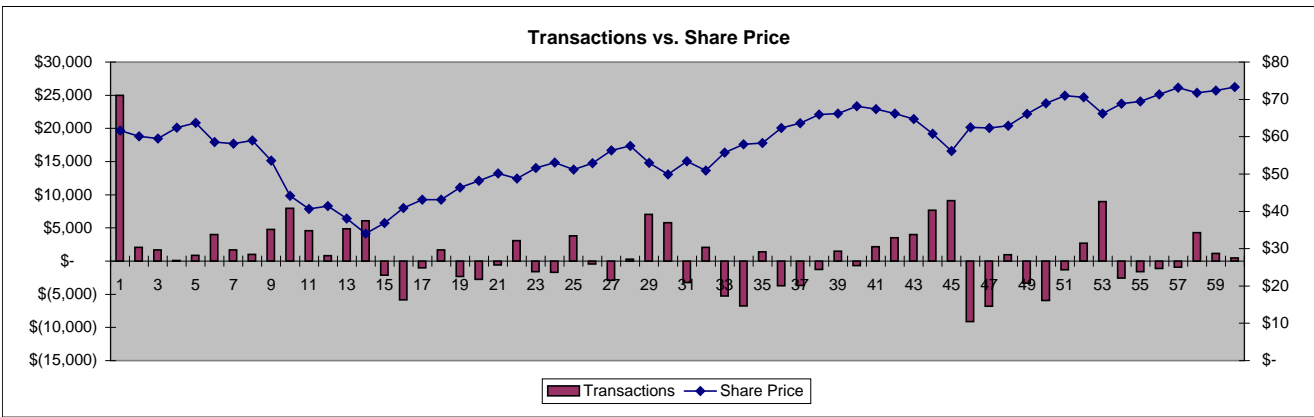
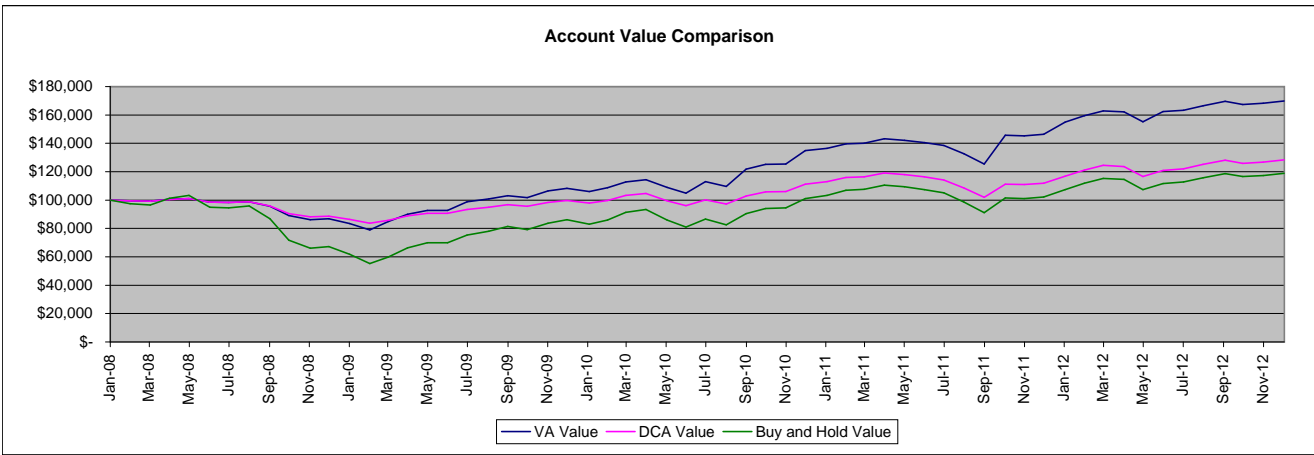
Dollar amount initially allocated to money market fund \$ **100,000**
 Dollar amount of initial investment \$ **25,000** 25%
 Desired annual portfolio growth rate 8.00%
 Sell shares to force the portfolio to maintain the desired level Yes
 Double confirm sell transaction Yes
 Dollar amount of increase / decrease desired each month \$ **1,271**

Start Date: January 2, 2008
 End Date: December 3, 2012
 Investment Term 5 years

VALUE AVERAGING	
Total Portfolio	\$ 169,939
Cost Base	\$ 97,303
Gain/Loss	\$ 72,636
Total Return	74.65%
Annual Return	11.80%
Avg cost/share	55.48
VA BEATS DCA BY:	46.23%
VA BEATS LS BY:	55.73%

DOLLAR COST AVERAGING	
Total Portfolio	\$ 128,421
Cost Base	\$ 100,000
Gain/Loss	\$ 28,421
Total Return	28.42%
Annual Return	5.13%
Avg cost/share	57.06

LUMP SUM	
Total Portfolio	\$ 118,922
Cost Base	\$ 100,000
Gain/Loss	\$ 18,922
Total Return	18.92%
Annual Return	3.53%
Avg cost/share	61.62

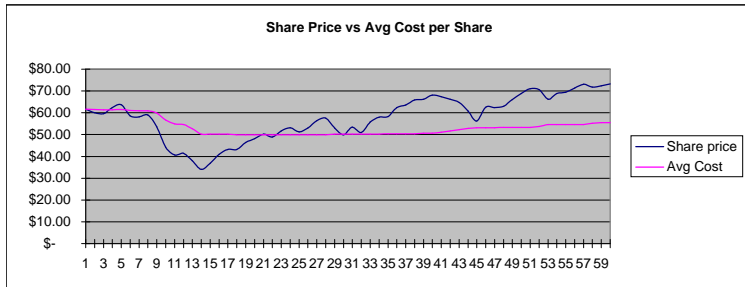


VALUE AVERAGING LUMP SUM - CAPITAL GAINS / LOSS ANALYSIS



Security: **VTI - Vanguard Total Stock Mkt Idx**
 Taxable portion of capital gain **50.00%** Cash allocated **\$ 100,000**
 Marginal tax rate **46.00%** Growth rate **8.00%**

DATE	NAV \$	Shares Bought or Sold	Share Balance	Cost of Shares	Adjusted Cost Base	Proceeds on Sale	Capital Gain or Loss	Average cost per Share	
1	02-Jan-08	\$ 61.62	purchase	405.712	405.7124 \$	25,000.00 \$	25,000.00 \$	\$ -	\$ 61.62
2	01-Feb-08	\$ 60.08	purchase	34.332	440.0442 \$	2,062.65 \$	27,062.65 \$	\$ -	\$ 61.50
3	03-Mar-08	\$ 59.54	purchase	28.301	468.3455 \$	1,685.06 \$	28,747.71 \$	\$ -	\$ 61.38
4	01-Apr-08	\$ 62.45	purchase	1.508	469.8540 \$	94.20 \$	28,841.92 \$	\$ -	\$ 61.38
5	01-May-08	\$ 63.71	purchase	13.731	483.5847 \$	874.79 \$	29,716.70 \$	\$ -	\$ 61.45
6	02-Jun-08	\$ 58.53	purchase	68.026	551.6105 \$	3,981.55 \$	33,698.25 \$	\$ -	\$ 61.09
7	01-Jul-08	\$ 58.17	purchase	28.967	580.5774 \$	1,685.00 \$	35,383.26 \$	\$ -	\$ 60.94
8	01-Aug-08	\$ 59.02	purchase	16.992	597.5690 \$	1,002.84 \$	36,386.10 \$	\$ -	\$ 60.89
9	02-Sep-08	\$ 53.56	purchase	89.041	686.6100 \$	4,769.04 \$	41,155.14 \$	\$ -	\$ 59.94
10	01-Oct-08	\$ 44.20	purchase	179.706	866.3164 \$	7,943.02 \$	49,098.16 \$	\$ -	\$ 56.67
11	03-Nov-08	\$ 40.66	purchase	112.967	979.2830 \$	4,593.22 \$	53,691.38 \$	\$ -	\$ 54.83
12	01-Dec-08	\$ 41.38	purchase	20.096	999.3785 \$	831.55 \$	54,522.93 \$	\$ -	\$ 54.56
13	02-Jan-09	\$ 38.05	purchase	128.116	1127.4945 \$	4,874.81 \$	59,397.75 \$	\$ -	\$ 52.68
14	02-Feb-09	\$ 34.04	purchase	178.568	1306.0623 \$	6,078.45 \$	65,476.19 \$	\$ -	\$ 50.13
15	02-Mar-09	\$ 36.86	sell	-	1306.0623 \$	- \$	65,476.19 \$	\$ -	\$ 50.13
16	01-Apr-09	\$ 40.91	sell	(142.436)	1163.6265 \$	(7,140.66) \$	58,335.53 \$	5,827.05 \$	(1,313.62) \$
17	01-May-09	\$ 43.15	sell	(23.592)	1140.0349 \$	(1,182.71) \$	57,152.82 \$	1,017.98 \$	(164.73) \$
18	01-Jun-09	\$ 43.09	purchase	38.699	1178.7339 \$	1,667.54 \$	58,820.36 \$	\$ -	\$ 49.90
19	01-Jul-09	\$ 46.42	sell	-	1178.7339 \$	- \$	58,820.36 \$	\$ -	\$ 49.90
20	03-Aug-09	\$ 48.15	sell	(56.782)	1121.9516 \$	(2,833.51) \$	55,986.85 \$	2,734.07 \$	(99.44) \$
21	01-Sep-09	\$ 50.14	sell	(11.993)	1109.9582 \$	(598.49) \$	55,388.36 \$	601.35 \$	2.86 \$
22	01-Oct-09	\$ 48.82	purchase	63.649	1173.6074 \$	3,107.35 \$	58,495.72 \$	\$ -	\$ 49.84
23	02-Nov-09	\$ 51.60	sell	-	1173.6074 \$	- \$	58,495.72 \$	\$ -	\$ 49.84
24	01-Dec-09	\$ 53.07	sell	(31.477)	1142.1301 \$	(1,568.91) \$	56,926.81 \$	1,670.50 \$	101.59 \$
25	04-Jan-10	\$ 51.18	purchase	74.910	1217.0402 \$	3,833.90 \$	60,760.71 \$	\$ -	\$ 49.92
26	01-Feb-10	\$ 52.94	sell	-	1217.0402 \$	- \$	60,760.71 \$	\$ -	\$ 49.92
27	01-Mar-10	\$ 56.33	sell	(51.192)	1165.8484 \$	(2,555.75) \$	58,204.96 \$	2,883.63 \$	327.88 \$
28	01-Apr-10	\$ 57.56	purchase	4.778	1170.6262 \$	275.01 \$	58,479.97 \$	\$ -	\$ 49.96
29	03-May-10	\$ 53.02	purchase	132.686	1303.3127 \$	7,035.04 \$	65,515.00 \$	\$ -	\$ 50.27
30	01-Jun-10	\$ 49.92	purchase	115.628	1418.9403 \$	5,772.13 \$	71,287.14 \$	\$ -	\$ 50.24
31	01-Jul-10	\$ 53.43	sell	-	1418.9403 \$	- \$	71,287.14 \$	\$ -	\$ 50.24
32	02-Aug-10	\$ 50.91	purchase	41.125	1460.0657 \$	2,093.69 \$	73,380.83 \$	\$ -	\$ 50.26
33	01-Sep-10	\$ 55.73	sell	-	1460.0657 \$	- \$	73,380.83 \$	\$ -	\$ 50.26
34	01-Oct-10	\$ 57.97	sell	(116.661)	1343.4050 \$	(5,863.20) \$	67,517.63 \$	6,762.82 \$	899.62 \$
35	01-Nov-10	\$ 58.27	purchase	23.809	1367.2139 \$	1,387.35 \$	68,904.97 \$	\$ -	\$ 50.40
36	01-Dec-10	\$ 62.32	sell	-	1367.2139 \$	- \$	68,904.97 \$	\$ -	\$ 50.40
37	03-Jan-11	\$ 63.60	sell	(57.714)	1309.4996 \$	(2,908.69) \$	65,996.28 \$	3,670.63 \$	761.94 \$
38	01-Feb-11	\$ 65.95	sell	(18.968)	1290.5321 \$	(955.93) \$	65,040.36 \$	1,250.91 \$	294.98 \$
39	01-Mar-11	\$ 66.23	purchase	22.305	1312.8368 \$	1,477.24 \$	66,517.60 \$	\$ -	\$ 50.67
40	01-Apr-11	\$ 68.15	sell	-	1312.8368 \$	- \$	66,517.60 \$	\$ -	\$ 50.67
41	02-May-11	\$ 67.42	purchase	31.916	1344.7525 \$	2,151.76 \$	68,669.36 \$	\$ -	\$ 51.06
42	01-Jun-11	\$ 66.21	purchase	52.904	1397.6563 \$	3,502.76 \$	72,172.11 \$	\$ -	\$ 51.64
43	01-Jul-11	\$ 64.71	purchase	61.576	1459.2325 \$	3,984.60 \$	76,156.71 \$	\$ -	\$ 52.19
44	01-Aug-11	\$ 60.77	purchase	125.886	1585.1182 \$	7,650.08 \$	83,806.79 \$	\$ -	\$ 52.87
45	01-Sep-11	\$ 56.17	purchase	162.065	1747.1834 \$	9,103.20 \$	92,909.98 \$	\$ -	\$ 53.18
46	03-Oct-11	\$ 62.55	sell	-	1747.1834 \$	- \$	92,909.98 \$	\$ -	\$ 53.18
47	01-Nov-11	\$ 62.32	sell	(108.767)	1638.4162 \$	(5,783.91) \$	87,126.07 \$	6,778.37 \$	994.46 \$
48	01-Dec-11	\$ 62.93	purchase	15.135	1653.5515 \$	952.46 \$	88,078.53 \$	\$ -	\$ 53.27
49	03-Jan-12	\$ 66.12	sell	-	1653.5515 \$	- \$	88,078.53 \$	\$ -	\$ 53.27
50	01-Feb-12	\$ 68.91	sell	(86.277)	1567.2748 \$	(4,595.64) \$	83,482.90 \$	5,945.33 \$	1,349.69 \$
51	01-Mar-12	\$ 71.02	sell	(18.527)	1548.7482 \$	(986.84) \$	82,496.05 \$	1,315.76 \$	328.92 \$
52	02-Apr-12	\$ 70.57	purchase	38.280	1587.0280 \$	2,701.40 \$	85,197.46 \$	\$ -	\$ 53.68
53	01-May-12	\$ 66.18	purchase	135.764	1722.7923 \$	8,984.88 \$	94,182.34 \$	\$ -	\$ 54.67
54	01-Jun-12	\$ 68.85	sell	-	1722.7923 \$	- \$	94,182.34 \$	\$ -	\$ 54.67
55	02-Jul-12	\$ 69.46	sell	(22.670)	1700.1224 \$	(1,239.33) \$	92,943.01 \$	1,574.65 \$	335.32 \$
56	01-Aug-12	\$ 71.33	sell	(15.712)	1684.4099 \$	(858.98) \$	92,084.04 \$	1,120.77 \$	261.79 \$
57	04-Sep-12	\$ 73.11	sell	(12.667)	1671.7431 \$	(692.47) \$	91,391.56 \$	926.07 \$	233.60 \$
58	01-Oct-12	\$ 71.79	purchase	59.795	1731.5383 \$	4,292.69 \$	95,684.26 \$	\$ -	\$ 55.26
59	01-Nov-12	\$ 72.34	purchase	15.863	1747.4016 \$	1,147.55 \$	96,831.81 \$	\$ -	\$ 55.41
60	03-Dec-12	\$ 73.28	purchase	6.432	1753.8337 \$	471.34 \$	97,303.15 \$	\$ -	\$ 55.48



Total Proceeds	\$ 44,079.87
Capital Gain/Loss	\$ 4,314.86
Taxable gain	\$ 2,157.43
Tax payable	\$ 992.42
Net Gain	\$ 3,322.44
Net Proceeds	\$ 43,087.46